

Research

*Corresponding author

Benoit Brisson, PhD

Professeur Régulier
Department of Psychology
C.P. 500, Université du Québec à
Trois-Rivières
Trois-Rivières (Québec)
G9A 5H7, Canada
E-mail: Benoit.Brisson@uqtr.ca

Volume 2 : Issue 1

Article Ref. #: 1000PCSOJ2112

Article History

Received: June 9th, 2016

Accepted: June 28th, 2016

Published: June 28th, 2016

Citation

Brisson B, Bourassa M-E. Intertarget distractors and input filter compatibility in the attentional blink. *Psychol Cogn Sci Open J*. 2016; 2(1): 29-38. doi: [10.17140/PCSOJ-2-112](https://doi.org/10.17140/PCSOJ-2-112)

Copyright

©2016 Brisson B. This is an open access article distributed under the Creative Commons Attribution 4.0 International License (CC BY 4.0), which permits unrestricted use, distribution, and reproduction in any medium, provided the original work is properly cited.

Intertarget Distractors and Input Filter Compatibility in the Attentional Blink

Benoit Brisson, PhD*; **Marie-Ève Bourassa, PhD Candidate**

Groupe de Recherche en Cognition, Neurosciences, Affect et Comportement (CogNAC), Université du Québec à Trois-Rivières, Trois-Rivières, Québec, Canada

ABSTRACT

The Attentional Blink (AB) refers to the impairment in report accuracy of a second target when presented shortly after a first target in a stream of distractors. The main goal of the present study was to understand the nature of intertarget distractor interference in the AB by manipulating the compatibility of the distractor immediately trailing the first target and the attentional filter set to select targets preferentially for conscious report. Results show that distractor/filter compatibility had no impact on the AB, except when the distractor was of the same response category as the targets. In these conditions, the AB was larger in compatible than incompatible conditions, an effect that could be explained by an increase in misselection errors. Results are discussed in relation to extant theories of the AB.

KEYWORDS: Attentional blink; Attentional filter; Attentional selection; Distractor interference; Misselection errors.

ABBREVIATIONS: AB: Attentional Blink; RSVP: Rapid Serial Visual Presentation; TLC: Temporary Loss of Control; T1: First target; T2: Second target; ISI: Inter-stimulus interval; ANOVA: Analysis of variance.

INTRODUCTION

It is difficult to perform multiple cognitive demanding tasks concurrently, and multitasking could have a negative impact on memory and lead to negative outcomes in many fields, such as education, clinical care and in extreme work environments of the likes of air traffic control and crisis management. In the laboratory, the attentional blink (AB) paradigm¹ has been widely used to understand multitasking limitations.^{2,3} In this dual-task paradigm, accurate report of a second target (T2) declines when presented within about half a second of a first target (T1) embedded in a rapid serial visual presentation (RSVP) of distractors. One important ongoing debate is whether the decline in T2 accuracy results from capacity-limitations in the consolidation of items into working memory, as postulated by capacity-based models,⁴⁻⁷ or rather from failures in attentional selection of items to be consolidated, as assumed by distractor-based models.

Whereas capacity-based models assume that the AB is caused by T1 processing, distractor-based models, such as Temporary Loss of Control (TLC),⁸⁻¹⁰ state that the AB is caused by interference of distractors during T1 processing. If a distractor is presented during consolidation of T1, it will disrupt the attentional filter set at the beginning of the trial to select targets and reject distractors optimally, leading to failures in temporal selection, which in turn can induce an increase in misselection errors.¹¹⁻¹⁷

Contrary to TLC's main claim, it has been shown that disruption of the attentional filter is not necessary to induce an AB, given that an AB can be observed in absence of intertarget distractors.^{18,19} However, intertarget distractors can directly modulate the AB without affecting T1 processing when no task switch is required between targets.^{20,21} This last result cannot be

readily explained by capacity-based accounts, suggesting that the AB is not a unitary phenomenon,² and that disruption of the attentional filter may play a role in modulating the AB in specific circumstances.

According to TLC, targets do not disrupt the attentional filter because they are compatible with the filter's settings. This logic implies that distractors that are compatible with the filter's settings should not disrupt the filter either, and consequently should not modulate the AB. The purpose of this study was twofold. The first goal was to test this last assumption by manipulating distractor/filter compatibility as follows. Participants were required to identify two red uppercase letters embedded in a RSVP stream of distractors. In one block of trials, the distractor stream was composed of red digits. Given that the targets differed from the distractors only in respect to their category (letter targets and digit distractors), it was assumed that in this condition, a "category" filter would be established to select letters for – and/or reject digits from – entry into working memory. In the other block of trials, the distractor stream was composed of black letters. In this condition, distractors differed from the targets only in respect to their color (red targets and black distractors), and it was presumed that a "color" filter would be established to select red items – and/or reject black items. In other words, although the targets were defined by a conjunction of features (red and letter), only one of the two features was distinct from the distractor stream (either color in the black letter stream, or category in the red digit stream). Therefore, there is only one feature that can be used to select the targets. We hypothesized that the input filter would be configured in consequence (e.g., to let the red items through in the black letter stream or the letters through in the red digit streams).

In both blocks of trials, the distractor immediately trailing T1 (the T1+1 distractor) could be a black digit, a black letter or a red digit. The black digit, which acts as a control, would be incompatible with the filter's settings in both blocks of trials, because it differed from the targets in both category and color. The black letter would be compatible with the "category" filter established in the red digit stream block and incompatible with the "color" filter established in the black letter stream block. Inversely, the red digit would be compatible with the "color" filter established in the black letter stream block and incompatible with the "category" filter established in the red distractor stream condition. TLC would assume that incompatible T1+1 distractors would disrupt the filter, but not compatible T1+1 distractors.

If compatible distractors do not disrupt the filter, T2 accuracy would be lowest at Lag 3 (Lag refers to the number of items following T1), because it would be the T1+2 distractor that would disrupt the filter in these conditions instead of the T1+1 distractor. Furthermore, T2 accuracy should increase from Lags 3 to 9 in compatible conditions, and should be equivalent at Lag 9 and Lag 2, indicating an absence of AB at this shortest Lag, a phenomenon that will be termed Lag-2 sparing, based on terminology used in previous studies²² to provide a link with Lag-1

sparing, which refers to the well-known absence of a T2 deficit when no task or spatial shift occurs between targets appearing within about 150 msec from each other.²³

The second goal was to determine whether the T1+1 distractor was mistaken for targets more often when it was compatible with the filter's setting than when it was incompatible. If this were the case, it would provide novel insights as to the role of the input filter in misselection during the AB.¹¹⁻¹⁷ To anticipate results, we observed that misselection of the T1+1 distractor was strongly modulated when it could be mistaken as a target (when T1+1 was of the same response category as the targets) and was compatible with the input filter's settings. A follow-up experiment was therefore conducted to test whether this increase in T1+1 misselection errors was caused by the compatibility of the T1+1 distractor with the input filter's setting or by a confounding factor, namely the novelty/salience of the T1+1 distractor in the compatible condition. In this follow-up experiment, novelty/salience was manipulated in conditions where the T1+1 distractor was always incompatible with the filter's settings and was always of the same response category as the targets. This was accomplished by presenting red target letters and a black or blue T1+1 distractor letter within a distractor stream that was composed of either black or blue letters.

METHODS

Participants

Sixteen undergraduate students at the *Université du Québec à Trois-Rivières* participated in each experiment for financial compensation. All reported normal or corrected-to normal vision and were naive to the purpose of the experiment. The appropriate ethics committee at the *Université du Québec à Trois-Rivières* vetted the study protocol.

Apparatus and Stimuli

The experiments were programmed in E-Prime 2.0 and were run on a Pentium PC computer, with a 16-in CRT monitor with a refresh rate of 60 Hz. The RSVP stream, presented in the center of the screen, consisted of items presented in 20-point bold Courier New font, on a white background. Targets were red uppercase letters chosen randomly from the English alphabet with the exception of B, I, O, Q, Y, and Z, with the constraint that the identities of both targets were different. There were two distractor stream conditions in the main experiment (Experiment 1A). In the red digit distractor stream condition, the distractor stream consisted of red digits selected randomly, with replacement, from the set of digits 2-9, with the constraint that the selected digit was not one of the two preceding items. In the black letter distractor stream condition, a subset of eight uppercase letters were chosen before each trial from the English alphabet with the exception of B, I, O, Q, Y, Z, the letters chosen as T1, as T1+1 (when T1+1 was a letter) and as T2. Letters from this subset were selected randomly, with replacement, with the constraint

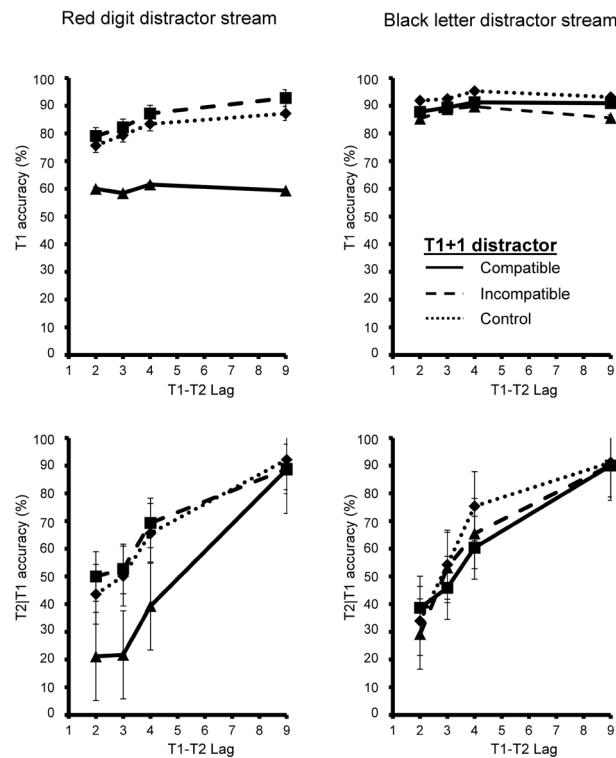


Figure 2: Results from Experiment 1A. Mean accuracy for T1 (first target) is plotted as a function of T1+1 distractor and T1-T2 Lag for the red digit distractor stream condition in the upper left panel and for the black letter distractor stream condition in the upper right panel. Mean accuracy for T2 (second target) in trials where T1 was correctly reported (T2|T1) is plotted as a function of T1+1 distractor and T1-T2 Lag for the red digit distractor stream condition in the lower left panel and for the black letter distractor stream condition in the lower right panel. Error bars represent standard error of the mean.

not significant $F(6, 90)=1.87; \eta_p^2=.111; p>.05$. Scheffé's contrast procedure^{24,25} showed that T1 accuracy was lower in the compatible condition (mean T1 accuracy=60%) than in the incompatible (mean T1 accuracy=85%) and in the control conditions (mean T1 accuracy=81%, $F_{Scheffé}(2, 30)=149.80; p<.10$).^{Footnote2} No significant difference was observed between the two latter conditions, $F_{Scheffé}(2, 30)=3.09; p>.10$.

In the black letter stream condition, the main effect of Lag was not significant, $F(3, 45)=1.87; \eta_p^2=.111; p>.05$, nor was the T1+1 condition \times Lag interaction, $F<1$. However, a main effect of T1+1 distractor was observed, $F(2, 30)=10.44; \eta_p^2=.410; p<.05$. Scheffé's contrast procedure showed that T1 accuracy was slightly higher in the control condition (mean T1 accuracy=93%) than in the compatible (mean T1 accuracy=90%, $F_{Scheffé}(2, 30)=6.74; p<.10$) and in the incompatible condition (mean T1 accuracy=87%, $F_{Scheffé}(2, 30)=20.50; p<.10$). No significant difference was observed between the two latter conditions, $F_{Scheffé}(2, 30)=3.73; p>.10$.

T1 misselection errors: To measure T1 misselection errors, we first selected the trials in which T1 was incorrectly reported, using only trials where the T1+1 distractor was a black letter (which are the only trials in which the T1+1 distractor was of the same response category as the targets). We then calculated

the percentage of these trials where the T1+1 distractor was mistaken for T1 (Figure 3, left panel). Finally, the data were submitted to a repeated measures ANOVA with T1+1 compatibility (2 levels: compatible and incompatible) and T1-T2 Lag (4 levels: Lag 2, Lag 3, Lag 4, Lag 9), as within-subject factors. Six participants were excluded from the analysis because they had no T1 incorrect trials in at least one T1+1 distractor \times Lag cell. A main effect of T1+1 compatibility was observed, $F(1, 9)=8.79; \eta_p^2=.494; p<.05$, indicating that participants mistook the T1+1 distractor for T1 more often in the compatible condition (63%) than the incompatible condition (47%). The main effect of Lag was not significant, $F(3, 27)=1.92; \eta_p^2=.176; p>.05$, nor was the interaction between the two factors, $F<1$.

T2|T1 performance: Mean accuracy for T2|T1 is plotted as a function of T1+1 distractor and T1-T2 Lag in Figure 2 for the red digit distractor stream (lower left panel) and for the black letter distractor stream conditions (lower right panel). Mean accuracy of T2|T1 was also submitted to a $2 \times 3 \times 4$ repeated measures ANOVA with distractor stream, T1+1 distractor and T1-T2 Lag as within-subject factors.

A triple interaction was observed, $F(6, 90)=5.04; \eta_p^2=.251; p<.05$. To understand this interaction, subsequent analyses were performed for each distractor stream condition. In the red digit stream condition, the main effect of Lag was significant, $F(3, 45)=61.40; \eta_p^2=.804; p<.05$, showing that T2

²As proposed by Scheffé, this test was run at $\alpha=.10$, to overcome its low power.²⁶

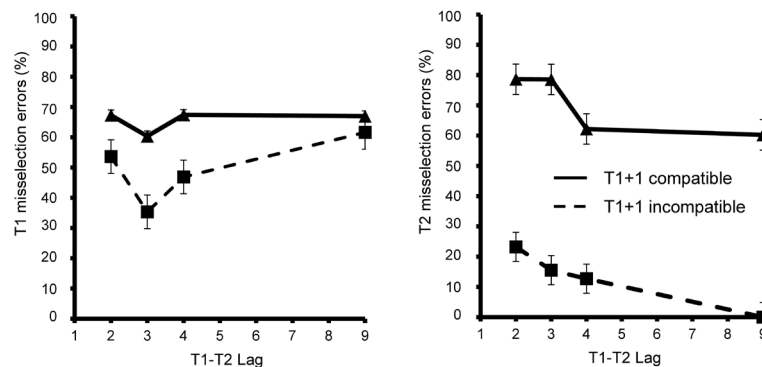


Figure 3: Results from Experiment 1A. Percentage of T1 misselection errors in incorrectly reported T1 (left panel) and percentage of T2 misselection errors in correctly reported T1 and incorrectly reported T2 trials (right panel) when the T1+1 distractor was a black letter, plotted as a function of T1-T2 Lag and T1+1 compatibility conditions. Error bars represent standard error of the mean.

accuracy increased from Lag 2 to Lag 9, which indicates that an AB was observed. The main effect of T1+1 distractor was also significant, $F(2, 30)=43.76$; $\eta_p^2=.745$; $p<.05$. Scheffé's contrast procedure showed that T2 accuracy was lower in the compatible condition (mean T2 accuracy=43%) than in the incompatible condition (mean T2 accuracy=65%) and in the control condition (mean T2 accuracy=63%; $F_{Scheffé}(2, 30)=77.68$; $p<.10$). No significant difference was observed between the two latter conditions, $F_{Scheffé}<1$. The T1+1 distractor \times Lag interaction was also significant, $F(6, 90)=7.66$; $\eta_p^2=.338$; $p<.05$. Scheffé's contrast procedure indicated that the AB (calculated as Lag 9 minus Lag 2) was larger in the compatible condition (mean AB: 68%) compared to the incompatible condition (mean AB: 39%), and the control condition (mean AB: 49%), $F_{Scheffé}(2, 30)=28.96$; $p<.10$. No significant difference was observed between the two latter conditions, $F_{Scheffé}(2, 30)=3.69$; $p>.10$.

In the black letter stream condition, the main effect of Lag was still significant, $F(3, 45)=57.40$; $\eta_p^2=.793$; $p<.05$. However, the main effect of T1+1 distractor was not, $F(2, 30)=2.40$; $\eta_p^2=.138$; $p>.05$. Although a T1+1 distractor \times Lag interaction was observed, $F(6, 90)=3.53$; $\eta_p^2=.190$; $p<.05$, Scheffé's contrast procedure revealed only a marginally significant attenuation of the AB in the compatible condition (mean AB: 51%) compared to the control condition (mean AB: 57%) and the incompatible condition (mean AB: 61%), $F_{Scheffé}(2, 30)=3.89$; $p>.10$, and no significant difference between the two latter conditions, $F_{Scheffé}<1$.

To investigate whether the T1+1 distractor \times Lag interactions observed above were the consequence of the compatibility of the T1+1 distractor with the input filter, or the result of distractors category (digit or letter), we performed a repeated measures ANOVA for each T1+1 category (digit and letter), with T1+1 compatibility (2 levels: compatible and incompatible) and Lag (4 levels: Lag 2, Lag 3, Lag 4, and Lag 5) as within subject factors. If compatibility of the T1+1 distractor with the input filter drove the above interactions, then we should observe a T1+1 compatibility \times Lag interaction for both T1+1 categories.

When the T1+1 distractor was a letter, a T1 compat-

ibility \times Lag interaction was observed, $F(3, 45)=7.90$; $\eta_p^2=.345$; $p<.05$, as well as a main effect of T1 compatibility, $F(1, 15)=14.07$; $\eta_p^2=.484$; $p<.05$. However, when the T1+1 distractor was a digit, the T1 compatibility \times Lag interaction was not significant, $F(3, 45)=1.64$; $\eta_p^2=.099$; $p>.05$, nor was the main effect of T1 compatibility effect, $F(1, 15)=3.30$; $\eta_p^2=.180$; $p>.05$.

T2 misselection errors: To measure T2 misselection errors in T1 correct trials, we first selected the trials in which T1 was correctly reported but T2 was not correctly reported, using only trials where the T1+1 distractor was a black letter. We then calculated the percentage of these trials where the T1+1 distractor was mistaken for T2 (Figure 3, right panel). Finally, the data were submitted to a repeated measures ANOVA with T1+1 compatibility (2 levels: compatible and incompatible) and T1-T2 Lag (4 levels: Lag 2, Lag 3, Lag 4, Lag 9), as within-subject factors. Eight participants were excluded from the analysis because they had no T2 incorrect trials in at least one T1+1 distractor \times Lag cell. A main effect of T1+1 compatibility was observed, $F(1, 7)=71.49$; $\eta_p^2=.911$; $p<.05$, indicating that participants mistook the T1+1 distractor for T2 more often in the compatible condition (70%) than the incompatible condition (14%). The main effect of Lag was not significant, $F(3, 21)=2.10$; $\eta_p^2=.231$; $p>.05$, nor was the interaction between the two factors, $F<1$.

Experiment 1B

T1 performance: Mean accuracy for T1 is plotted as a function of T1+1 distractor and T1-T2 Lag in Figure 4 for the blue letter distractor stream (upper left panel) and for the black letter distractor stream conditions (upper right panel). Mean accuracy of T1 was submitted to an ANOVA in which distractors stream (2 levels: blue letter stream and black letter stream), T1+1 distractor (2 levels: same color and different color), and T1-T2 Lag (4 levels: Lag 2, Lag 3, Lag 4, Lag 9), were included as within-subject factors. No main effects or interactions were observed (all $F_s<1.7$, except the main effect of Lag, $F(3, 45)=2.33$; $\eta_p^2=.134$; $p>.05$).

T1 misselection errors: The percentage of T1 misselection errors is plotted as a function of T1+1 distractor conditions, T1-T2 Lag and distractor stream in Figure 5 (upper panels). A repeated

measures ANOVA was performed, with distractors stream (2 levels: blue letter stream and black letter stream), T1+1 distractor (2 levels: same color and different color), and T1-T2 Lag (4 levels: Lag 2, Lag 3, Lag 4, Lag 9) as within-subject factors. Eight participants were excluded from the analysis because they had no T1 incorrect trials in at least one T1+1 distractor × Lag cell. No main effects or interactions were observed (all $F_s < 2.03$, all $p_s > .17$). Note that the absence of any effects in this analysis could be the result of the large number of excluded participants combined with the low number of incorrect T1 trials in Experiment 1B.

T2|T1 performance: Mean accuracy for T2|T1 is plotted as a function of T1+1 distractor and T1-T2 Lag in Figure 4 for the blue letter distractor stream (lower left panel) and for the black letter distractor stream conditions (lower right panel). Mean accuracy of T2|T1 was also submitted to a repeated measures ANOVA with distractors stream (2 levels: blue letter stream and black letter stream), T1+1 distractor (2 levels: same color and different color), and T1-T2 Lag (4 levels: Lag 2, Lag 3, Lag 4, Lag 9) as within-subject factors. As in Experiment 1A, T2|T1 performance was lowest at the shortest Lag and increased as Lag increased, leading to a main effect of Lag, $F(3, 45) = 62.64$;

$\eta_p^2 = .807$; $p < .05$. The main effect of distractor stream was not significant, $F(1, 15) = 1.52$; $\eta_p^2 = .092$; $p > .05$, nor was the interaction between distractor stream and Lag, $F(3, 45) = 1.24$; $\eta_p^2 = .076$; $p < .05$. Importantly for the purpose of Experiment 1B, the main effect of T1+1 distractor was not significant, $F(1, 15) = 1.52$; $\eta_p^2 = .092$; $p > .05$, nor was the interaction between T1+1 distractor and distractor stream, $F < 1$.

T2 misselection errors: The percentage of T2 misselection errors is plotted as a function of T1+1 distractor conditions, T1-T2 Lag and distractor stream in Figure 5 (lower panels). A repeated measures ANOVA was performed, with distractors stream (2 levels: blue letter stream and black letter stream), T1+1 distractor (2 levels: same color and different color), and T1-T2 Lag (4 levels: Lag 2, Lag 3, Lag 4, Lag 9) as within-subject factors. Ten participants were excluded from the analysis because they had no T2 incorrect trials in at least one T1+1 distractor × Lag cell. A main effect of Lag was observed, $F(3, 15) = 6.27$; $\eta_p^2 = .556$; $p < .05$, indicating that T2 misselection occurred more often at shorter than longer T1-T2 Lags. All other main effects and interactions were not significant (all $F_s < 1$), indicating that novelty had no impact on misselection of the T1+1 distractor.

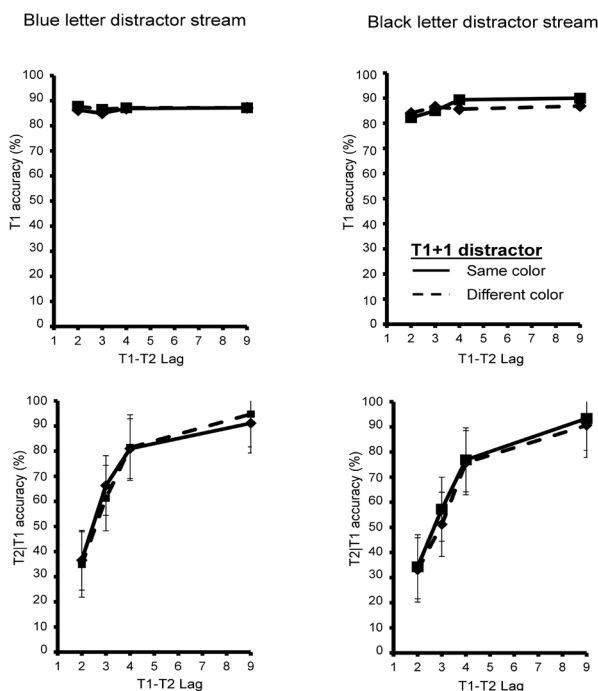


Figure 4: Results from Experiment 1B. Mean accuracy for T1 is plotted as a function of T1+1 distractor and T1-T2 Lag for the blue letter distractor stream in the upper left panel and for the black letter distractor stream conditions in the upper right panel. Mean accuracy for T2 in trials where T1 was correctly reported (T2|T1) is plotted as a function of T1+1 distractor and T1-T2 Lag for the blue letter distractor stream condition in the lower left panel and for the black letter distractor stream condition in the lower right panel. Error bars represent standard error of the mean.

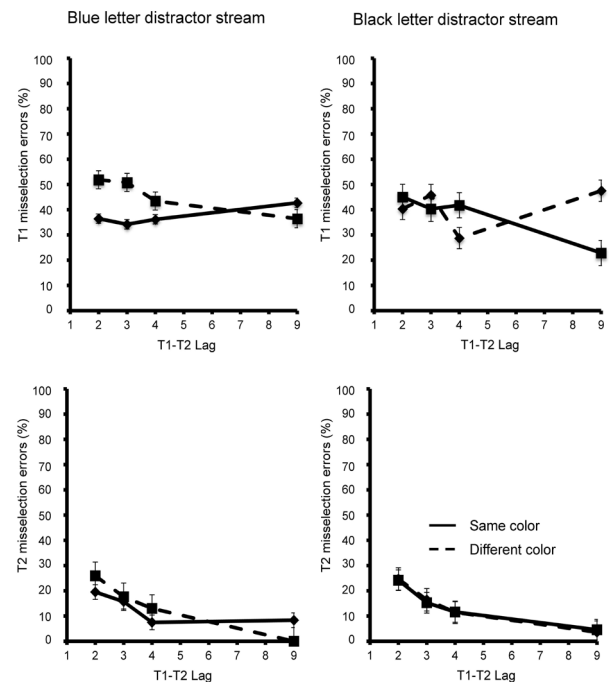


Figure 5: Results from Experiment 1B. Percentage of T1 misselection errors in incorrect T1 trials (upper panels) and of T2 misselection errors in correctly reported T1 and incorrectly reported T2 trials (lower panels), plotted as a function of T1+1 distractor and T1-T2 Lag for the blue letter distractor stream condition (left panels) and for the black letter distractor stream condition (right panels). Error bars represent standard error of the mean.

DISCUSSION

The present study was conducted to investigate how compatibility of the distractor immediately trailing T1 (T1+1 distractor) with the attentional filter's settings affects T2 performance and misselection errors in the AB.

Investigating distractor/filter compatibility is particularly important to evaluate the Temporary Loss of Control (TLC) theory.⁸⁻¹⁰ TLC is a distractor-based theory that assumes that distractors presented between targets (known as intervening, or intertarget distractors) are the root cause of the AB. These theories have been challenged by the observation that an AB can be observed in absence of intertarget distractors.^{18,21,27} Although intertarget distractors may not be necessary to observe an AB, they can directly modulate the effect when no task switch is required between targets,^{20,21} suggesting that distractor-based interference may nevertheless play an important role in the deficit.

TLC predicts that compatible T1+1 distractors should not disrupt the attentional filter's settings and consequently should spare the following item in the RSVP stream from the AB deficit. In other words, according to TLC, we should observe Lag-2 sparing in the compatible T1+1 conditions in the same manner as the third of three successive targets is spared from an AB.⁸ Contrary to this prediction, we did not observe any effect of T1+1 distractor compatibility on the AB, when the T1+1 distractor was a digit.

The absence of Lag-2 sparing is in opposition to a previous study that used a similar manipulation.¹⁵ In this study, participants had to identify two red letter targets embedded in a black digit stream of distractors. There were three main conditions: (1) a standard condition where all distractors were black, (2) a T1+1 red condition where the T1+1 distractor was red, and (3) a T1+2 red condition where the T1+1 and T1+2 red distractors were red. Although sparing was observed in the T1+1 and T1+2 red distractor conditions, this effect may have been the results of cueing, which is known to attenuate the AB.^{14,28} Indeed, in the task designed by Olivers and Meeter, targets differed from distractors along two features (color and category). Given that color facilitated – but was not required for – target selection, participants could perform the task successfully, in all conditions, by using a category-filter. This is a critical difference with the current study, where targets differed from distractors in only one feature (color or category) in most conditions, forcing participants to implement either a color-filter or a category-filter.

The absence of a compatibility effect with digit T1+1 distractors was the first evidence against TLC. When the T1+1 distractor was a letter, and therefore could be mistaken as a target, a compatibility effect was observed, but in the opposite direction as TLC predicted. These results are hard to reconcile with the TLC framework. Furthermore, the last results supports an important assumption underlying our design, mainly that participants would adopt a “red” color-filter in the black letter

distractor stream and a “letter” category-filter in the red digit distractor stream condition, rather than a more precise “red letter” filter in both distractor stream conditions. If participants would have adopted a “red letter” filter in all conditions, than all types of T1+1 distractors would have been incompatible with all filters, and therefore no effect of T1+1 compatibility would have been observed. Given the effect of T1+1 compatibility observed in the red digit stream condition of the main experiment (Experiment 1A), we can be rather confident that our initial assumption is valid, and that the observed results cannot be explained simply by an inefficient manipulation of T1+1 distractor compatibility. But what could explain the increase in AB amplitude in the T1+1 compatible condition when the T1+1 distractor was a letter?

Interestingly, it could be explained by an increase in misselection errors. Specifically, when the T1+1 distractor was a letter, participants tended to misselect this item as targets. T2 misselection occurred three-to-four times more often when it was compatible with the filter's settings than when it was not. Although more distractors could be mistaken for targets in the black letter stream than in the red digit stream, this could not explain the whole of the effect. Indeed, items that are misselected tend to be the items immediately preceding or trailing the targets.^{17,29} Consequently, in trials where T1 was correctly identified and misselection occurred, the misselected item would be either the distractor immediately trailing or immediately leading T2, which would double the probability of misselection that was observed in the black letter stream. However, the main effect of T1+1 compatibility was still observed when doubling- and even tripling- the probability of misselection in the black letter stream.^{Footnote³} Note that the increase in misselection errors also suggests that category was effectively filtered while color was mostly ignored in the red digit stream trials, increasing the probability that a black letter would be reported as a target.

T1 performance was also lowest in the compatible red digit distractor condition, which could be an indication that the T1+1 distractor in this condition increased T1 difficulty in correctly reported trials, which in turn produced a larger blink.^{19,30,31} However, misselection of T1 was also greater in this condition. If we considered T1 misselection trials as correct T1 trials, no main effect of T1+1 distractor or interaction with this factor was observed. This suggests that T1 processing was not more difficult in the compatible red digit stream condition when T1 was correctly selected and reported.

It is important to notice however that in the main experiment, the T1+1 letter distractor was salient and novel in the compatible condition (the only black item in a red distractor stream), whereas it was similar to the other distractors in the incompatible condition (one of several black letters in a black letter distractor stream). The distinctiveness of the T1+1 distractor in the compatible condition could have exogenously captured attention^{32,33} and hence increased its likelihood of entering work-

³Tripling the probability of misselection led to a compatibility x Lag interaction, indicating that a compatibility effect was observed at all Lags, except Lag 2.

ing memory for further report. However, the follow-up experiment (Experiment 1B) provided evidence against this hypothesis. Indeed, results showed that novelty/saliency of the T1+1 distractors does not modulate the AB nor the number of T2 or T1 misselection errors when the distractor is incompatible with the filter's settings. Some theories of attentional capture, such as the attentional control theory,³⁴ suggest that compatibility with the filter's settings inherently increases saliency of compatible items, leading to greater attentional capture. It may also be proposed that the novel item was not as salient here than in the former experiment, given that targets were also of a different color than the distractor stream in the present experiment, but not in the red digit stream of the main experiment. Nevertheless, the results of the follow-up experiment support the view that compatibility of the T1+1 distractor with the input filter's settings is a critical factor driving the increase in misselection errors observed in the main experiment. Again, this conclusion is consistent with the attentional capture literature, which proposes that attentional capture only occurs when the item matches the attentional control settings.³⁵ This conclusion is also in line with the absence of an effect in the control T1+1 distractor condition of the red distractor stream of the main experiment, where the T1+1 distractor was salient, but was not compatible with the filter's setting.

It has recently been suggested that features from consecutive items may merge in conditions leading to Lag-1 sparing.³⁶ It is therefore possible that the identity of the T1+1 distractor letter may have combined with the red color of T1 in some of the compatible red digit stream trials. This could explain the increase in T1 misselection errors in these trials. However, it cannot explain the large increase in T2 misselection errors at all Lags when T1 was correctly reported, since it would only predict an increase in T2 misselection errors at Lag 2, which is the only Lag where T2 immediately follows the T1+1 distractor.

The present results support the claim that misselection may play an important role in the AB.^{14,17,28} However, contrary to many of the previous studies which have observed a propensity of T2+1 misselection errors in the AB,^{11,16,17,29,37} here we highlight T1+1 misselection errors on both T1 and T2, and show that these types of errors are highly dependent on the relationship between the misselected item and the settings of the input filter.

Although T1+1 distractor misselection modulated the AB when the misselected item was compatible with the attentional filter's settings and was of the same response category as the target, and AB was observed in all conditions, which indicates that although misselection can modulate the AB significantly, it is not necessarily the main cause of the AB. In fact, the present results support the view that the AB is not a unitary phenomenon and that different AB tasks reflect distinct processing limitations,^{20,38} which could include task-switching,²³ capacity-limitations in working memory consolidation^{4,5,39} and/or distractor-based interference that impacts on target selection processes.^{11,13,16,21}

In summary, the present study provides strong evidence against one key assumption of the TLC framework, which states that items that are compatible with the input filter's settings will not elicit an AB, by showing that T1+1 distractors that are compatible with the input filter's settings do not lead to Lag-2 sparing. However, we show that compatibility of the T1+1 distractor with the input filter can modulate the AB by varying T1+1 distractor misselection errors, which increases dramatically in compatible conditions.

AKNOWLEDGEMENT

This research was supported by Discovery (402614-2011) and Research Tools and Instruments – Category 1 (406736-2011) grants from the Natural Sciences and Engineering Research Council of Canada (NSERC) and the UQTR Research Chairs Program awarded to BB. The author would also like to thank Arnaud Côté-Boisvert and Isabelle Fafard for helping with data collection.

CONFLICTS OF INTEREST

The authors declare that they have no conflicts of interest.

REFERENCES

1. Raymond JE, Shapiro KL, Arnell KM. Temporary suppression of visual processing in an RSVP task: An attentional blink? *J Exp Psychol Hum Percept Perform.* 1992; 18: 849-860. doi: [10.1037/0096-1523.18.3.849](https://doi.org/10.1037/0096-1523.18.3.849)
2. Dux PE, Marois R. The attentional blink: A review of data and theory. *Atten Percept Psychophys.* 2009; 71: 1683-1700. doi: [10.3758/APP.71.8.1683](https://doi.org/10.3758/APP.71.8.1683)
3. Martens S, Wyble B. The attentional blink: Past, present, and future of a blind spot in perceptual awareness. *Neurosci Biobehav Rev.* 2010; 34: 947-957. doi: [10.1016/j.neubiorev.2009.12.005](https://doi.org/10.1016/j.neubiorev.2009.12.005)
4. Chun MM, Potter MC. A two-stage model for multiple target detection in rapid serial visual presentation. *J Exp Psychol Hum Percept Perform.* 1995; 21: 109-127. doi: [10.1037/0096-1523.21.1.109](https://doi.org/10.1037/0096-1523.21.1.109)
5. Jolicœur P. Modulation of the attentional blink by on-line response selection: Evidence from speeded and unspeeded Task1 decisions. *Mem Cognit.* 1998; 26: 1014-1032. doi: [10.3758/BF03201180](https://doi.org/10.3758/BF03201180)
6. Jolicœur P. Dual-task interference and visual encoding. *J Exp Psychol Hum Percept Perform.* 1999a; 25: 596-616. doi: [10.1037/0096-1523.25.3.596](https://doi.org/10.1037/0096-1523.25.3.596)
7. Jolicœur P. Concurrent response-selection demands modulate the attentional blink. *J Exp Psychol Hum Percept Perform.* 1999b; 25: 1097-1113.

8. Di Lollo V, Kawahara J, Shahab Ghorashi SM, Enns JT. The attentional blink: Resource depletion or temporary loss of control? *Psychological Research*. 2005; 69: 191-200. doi: [10.1007/s00426-004-0173-x](https://doi.org/10.1007/s00426-004-0173-x)
9. Kawahara J, Enns JT, Di Lollo V. The attentional blink is not a unitary phenomenon. *Psychological Research*. 2006; 70: 405-413. doi: [10.1007/s00426-005-0007-5](https://doi.org/10.1007/s00426-005-0007-5)
10. Kawahara J, Kumada T, Di Lollo V. The attentional blink is governed by a temporary loss of control. *Psychon Bull Rev*. 2006; 13: 886-890. doi: [10.3758/BF03194014](https://doi.org/10.3758/BF03194014)
11. Bourassa M-E, Vachon F, Brisson B. Failure of temporal selectivity: Electrophysiological evidence for (mis)selection of distractors during the attentional blink. *Psychophysiology*. 2015; 52(7): 933-941. doi: [10.1111/psyp.12426](https://doi.org/10.1111/psyp.12426)
12. Dux PE, Coltheart V, Harris IM. On the fate of distractor stimuli in rapid serial visual presentation. *Cognition*. 2006; 99: 355-382. doi: [10.1016/j.cognition.2005.04.002](https://doi.org/10.1016/j.cognition.2005.04.002)
13. DuxPE, Harris IM. On the failure of distractor inhibition in the attentional blink. *Psychon Bull Rev*. 2007; 14: 723-728. doi: [10.3758/BF03196828](https://doi.org/10.3758/BF03196828)
14. Nieuwenstein MR. Top-down controlled, delayed selection in the attentional blink. *J Exp Psychol Hum Percept Perform*. 2006; 32: 973-985. doi: [10.1037/0096-1523.32.4.973](https://doi.org/10.1037/0096-1523.32.4.973)
15. Olivers CNL, Meeter M. A boost and bounce theory of temporal attention. *Psychological Review*. 2008; 115: 836-863. doi: [10.1037/a0013395](https://doi.org/10.1037/a0013395)
16. Vachon F, Tremblay S, Hughes RW, Jones DM. Capturing and unmasking the mask in the auditory attentional blink. *Experimental Psychology*. 2009; 57: 346-353. doi: [10.1027/1618-3169/a000041](https://doi.org/10.1027/1618-3169/a000041)
17. Vul E, Nieuwenstein M, Kanwisher N. Temporal selection is suppressed, delayed, and diffused during the attentional blink. *Psychological Science*. 2008; 19: 55-61. doi: [10.1111/j.1467-9280.2008.02046.x](https://doi.org/10.1111/j.1467-9280.2008.02046.x)
18. Nieuwenstein MR, Potter MC, Theeuwes J. Unmasking the attentional blink. *J Exp Psychol Hum Percept Perform*. 2009; 35: 159-169. doi: [10.1037/0096-1523.35.1.159](https://doi.org/10.1037/0096-1523.35.1.159)
19. Brisson B, Bourassa M-E. Masking of a first target in the attentional blink attenuates the P3 to the first target and delays the P3 to the second target. *Psychophysiology*. 2014; 51: 611-619. doi: [10.1111/psyp.12204](https://doi.org/10.1111/psyp.12204)
20. Brisson B. Task switching mediates direct interference of intertarget distractors in the attentional blink: An event-related potential study. *Psychophysiology*. 2015; 52(7): 919-932. doi: [10.1111/psyp.12416](https://doi.org/10.1111/psyp.12416)
21. Brisson B, Spalek TM, Di Lollo V. On the role of intervening distractors in the attentional blink. *Atten Percept Psychophys*. 2011; 73: 42-52. doi: [10.3758/s13414-010-0003-8](https://doi.org/10.3758/s13414-010-0003-8)
22. Olivers CNL, Van der Stigchel S, Hulleman J. Spreading the sparing: Against a capacity-limited account of the attentional blink. *Psychological Research*. 2007; 71: 126-139. doi: [10.1007/s00426-005-0029-z](https://doi.org/10.1007/s00426-005-0029-z)
23. Visser TAW, Bischof WF, Di Lollo V. Attentional switching in spatial and nonspatial domains: Evidence from the attentional blink. *Psychol Bull*. 1999; 125: 458-469. doi: [10.1037/0033-2909.125.4.458](https://doi.org/10.1037/0033-2909.125.4.458)
24. Scheffé H. A method for judging all contrasts in the analysis of variance. *Biometrika*. 1953; 40: 87-110. doi: [10.1093/40.1-2.87](https://doi.org/10.1093/40.1-2.87)
25. Scheffé H. *The Analysis of Variance*. Oxford, England, UK: Wiley; 1959.
26. Howell DC. *Statistical Methods for Psychology*. Belmont, CA, USA: Duxbury Press; 1997.
27. Lacroix HEP, Spalek TM, Wyble B, Jannati A, Di Lollo V. The root cause of the attentional blink: First-target processing or disruption of input control? *Atten Percept Psychophys*. 2012; 74: 1606-1622. doi: [10.3758/s13414-012-03615](https://doi.org/10.3758/s13414-012-03615)
28. Nieuwenstein MR, Chun MM, Hooge ITC, Van der Lubbe RHJ. Delayed attentional engagement in the attentional blink. *J Exp Psychol Hum Percept Perform*. 2005; 31: 1463-1475. doi: [10.1037/0096-1523.31.6.1463](https://doi.org/10.1037/0096-1523.31.6.1463)
29. Chun MM. Temporal binding errors are redistributed by the attentional blink. *Perception & Psychophysics*. 1997; 59: 1191-1199. doi: [10.3758/BF03214207](https://doi.org/10.3758/BF03214207)
30. Brisson B, Robitaille N, Deland-Bélanger A, Spalek TM, Di Lollo V, Jolicoeur P. Backward masking during rapid serial visual presentation affects the amplitude but not the latency of the P3 event-related potential. *Psychophysiology*. 2010; 47: 942-948. doi: [10.1111/j.1469-8986.2010.00993.x](https://doi.org/10.1111/j.1469-8986.2010.00993.x)
31. Seiffert AE, Di Lollo V. Low level masking in the attentional blink. *J Exp Psychol Hum Percept Perform*. 1997; 23: 1061-1073. doi: [10.1037/0096-1523.23.4.1061](https://doi.org/10.1037/0096-1523.23.4.1061)
32. Maki WS, Mebane MW. Attentional capture triggers an attentional blink. *Psychon Bull Rev*. 2006; 13: 125-131. doi: [10.3758/BF03193823](https://doi.org/10.3758/BF03193823)
33. Dux PE, Asplund CL, Marois R. An attentional blink for

- sequentially presented targets: Evidence in favor of resource depletion accounts. *Psychon Bull Rev.* 2008; 15: 809-813. doi: [10.3758/PBR.15.4.809](https://doi.org/10.3758/PBR.15.4.809)
34. Folk CL, Remington RW, Johnston JC. Involuntary covert orienting on attentional control settings. *J Exp Psychol Hum Percept Perform.* 1992; 18: 1030-1044. doi: [10.1037/0096-1523.18.4.1030](https://doi.org/10.1037/0096-1523.18.4.1030)
35. Theeuwes J, Atchley P, Kramer AF. On the time course of top-down and bottom-up control of visual attention. In: Monsell S, Driver J, eds. *Control of Cognitive Processes: Attention and Performance XVIII*. Cambridge, MA, USA: The MIT Press; 2000: 71-208.
36. Akyürek EG, Eshuis SA, Nieuwenstein MR, Saija JD, Baskent D, Hommel B. Temporal target integration underlies performance at Lag 1 in the attentional blink. *J Exp Psychol Hum Percept Perform.* 2012; 38: 1448-1464. doi: [10.1037/a0027610](https://doi.org/10.1037/a0027610)
37. Isaak MI, Shapiro KL, Martin J. The attentional blink reflects retrieval competition among multiple rapid serial visual presentation items: Tests of an interference model. *J Exp Psychol Hum Percept Perform.* 1999; 25: 1774-1792. doi: [10.1037/0096-1523.25.6.1774](https://doi.org/10.1037/0096-1523.25.6.1774)
38. Kelly AJ, Dux PE. Different attentional blink tasks reflect distinct information processing limitations: An individual differences approach. *J Exp Psychol Hum Percept Perform.* 2011; 37: 1867-1873. doi: [10.1037/a0025975](https://doi.org/10.1037/a0025975)
39. Ptito A, Arnell KM, Jolicoeur P, MacLoed J. Intramodal and crossmodal processing delays in the attentional blink paradigm revealed by event-related potentials. *Psychophysiology.* 2008; 45: 794-803. doi: [10.1111/j.1469-8986.2008.00677.x](https://doi.org/10.1111/j.1469-8986.2008.00677.x)